

seppi m.[®]

THE BEST FOR FARM & FOREST



Quality by Design

FLAIL MOWERS

SML - SMWA REV CF - SMWA S
SMO - SMO REV CF - SMO FH
XSC - XSA - XAN - XID

20 - 95 HP



INNOVATION

- > nearly 70 years experience, 35 years in flail mowers
- > continuous research for new solutions and technologies
- > optimal material, with low wear

QUALITY

- > every machine is tested before leaving the factory
- > use of the best components only
- > low wear

RELIABILITY

- > high performance machines
- > close to customer sales and service network
- > fast and efficient customer care

FLAIL MOWERS (UP TO 95 HP) AND ACCESSORIES



For over 30 years, SEPPi flail mowers have been working to satisfy professionals in agriculture and greenspace maintenance. With a vast choice of options and accessories, every machine can be equipped according to specific professional needs.

"I work with SEPPi mowers because they are tough and reliable machines, working fast and leaving a clean cut. Even after years of service, they don't seem to break. I also like the efficiency of these mowers, which helps me to save both time and costs."

*Luis Romen, farmer and contractor
Italy*

SEPPi flail mowers up to 95 HP:

- › power from 20 to 95 HP
- › mulches grass, prunings and bushes up to 3, 5 and 7 cm [1.2, 2 and 2.8"] in diameter

How to work with a SEPPi flail mower?

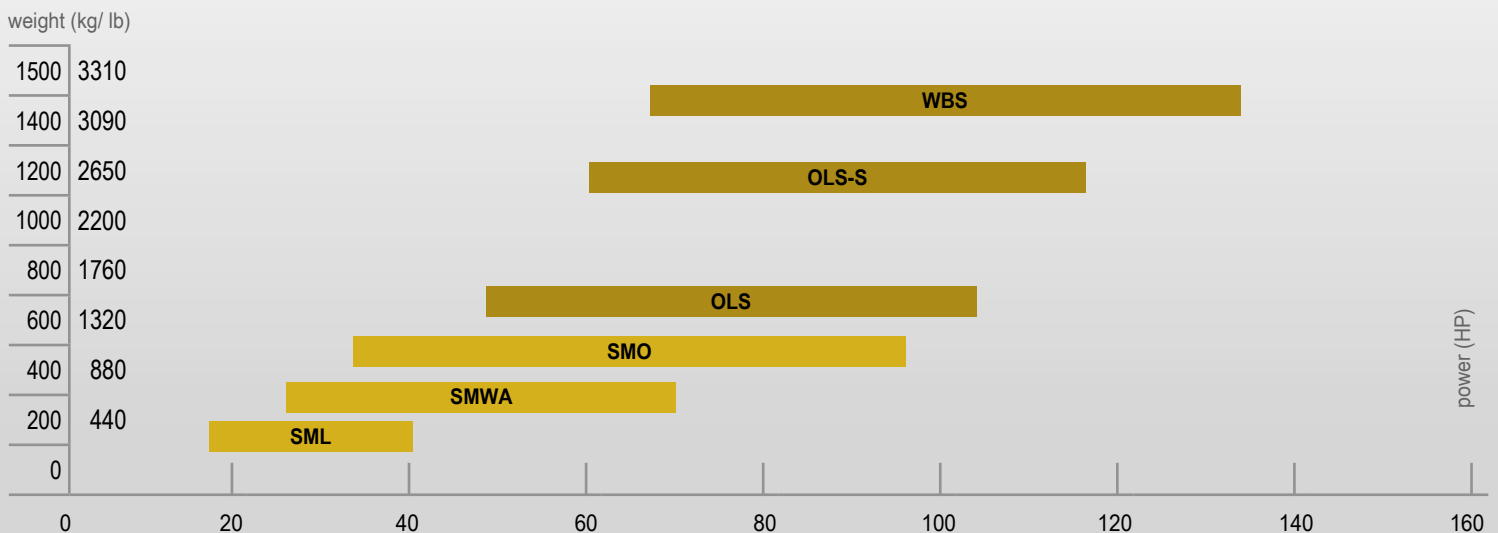


Open rear hood: to mulch grass with low power consumption



Closed rear hood: to smoothly mulch prunings and branches

The SEPPi range of flail mowers

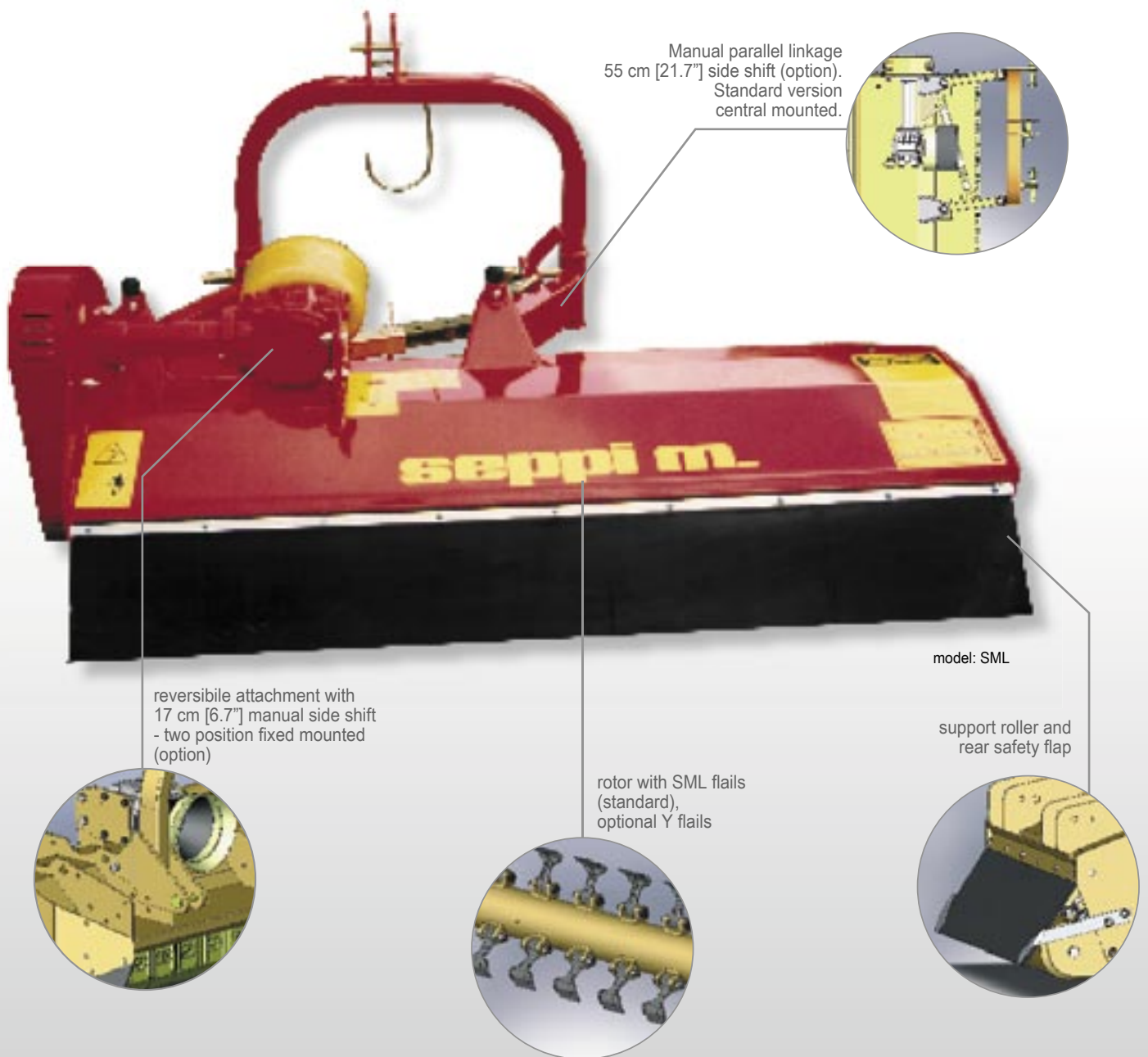


Powerful but light!

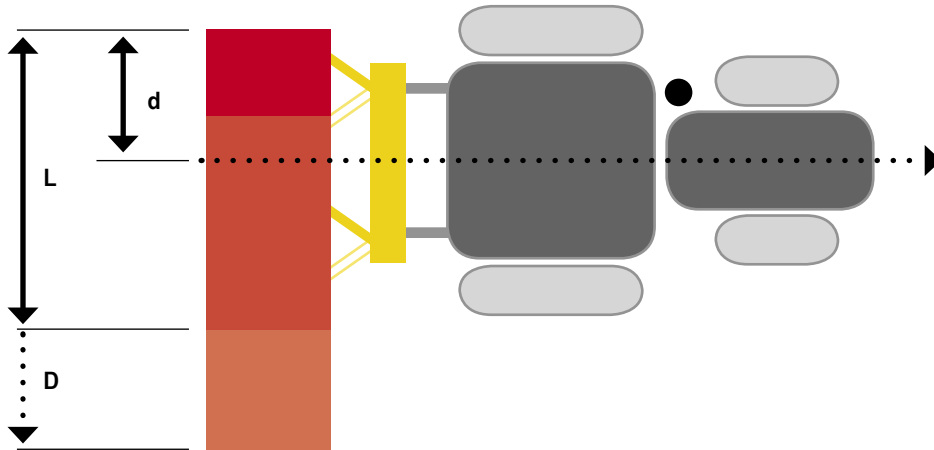
| features | SML |
|--------------------------------------|----------------------|
| mulches grass and prunings up to | 3 cm [1.2"] Ø |
| working speed | 3-5 km/h |
| ISO 3-point linkage | cat. 1 central fixed |
| gearbox with freewheel | 540 rpm |
| input shaft | 1 3/8" Z=6 |
| number belts | 3 |
| support roller, adjustable in height | 2,5 cm [1"] |
| front protection | metal flaps |
| rear protection | rubber flap |
| standard flails | SML |

S: standard - O: option - X: non available

The SML flail mower is ideal for small HP tractors. Several different options are available for the machine, guaranteeing a perfect result, whatever the circumstances.



SML: manual parallel linkage side shift



L = working width
 d = 64 cm [25"]
 D = 55 cm [22"]

The manual parallel linkage side shift, optional for the **SML** mower, allows to shift the mower up to 55 cm [21.7"] to the right. As an option, the **SML** is available with 17 cm [6.7"] manual side shift, with two position bolt-on hitch. The standard version is central fixed.

| options | SML | OPT |
|--|-----|-----|
| PTO shaft (for 1 3/8" Z=6) | O | 008 |
| rotor with SML flails on shackles | O | 342 |
| rotor with Y flails on shackles | O | 031 |
| rotor with SMW flails | O | 039 |
| cat. 1 reversible linkage with 17 cm [6.7"] side shift | O | 313 |
| cat. 1 parallel linkage with 55 cm [21.7"] side shift | O | 206 |
| chevrons for transportation on public roads | O | 162 |

S: standard - O: option - X: not available

| SML | | depth | height | weight* | SML flails | SMW flails | roller | kW | HP |
|---------------|---------------|---------|---------|-----------|------------|------------|-----------|---------|---------|
| working width | overall width | cm ["] | cm ["] | kg [lb] | n° | n° | mm ["] Ø | min-max | min-max |
| 105 [41] | 125 [49] | 90 [35] | 95 [37] | 250 [550] | 18 | 9 | 133 [5.2] | 15-29 | 20-40 |
| 125 [49] | 145 [57] | 90 [35] | 95 [37] | 275 [605] | 24 | 12 | 133 [5.2] | 15-29 | 20-40 |
| 155 [61] | 175 [69] | 90 [35] | 95 [37] | 312 [690] | 27 | 15 | 133 [5.2] | 15-29 | 30-40 |
| 175 [69] | 195 [77] | 90 [35] | 95 [37] | 337 [740] | 33 | 18 | 133 [5.2] | 15-29 | 30-40 |
| 200 [79] | 220 [87] | 90 [35] | 95 [37] | 368 [810] | 39 | 21 | 133 [5.2] | 15-29 | 35-40 |

* The weight of the machine is approximate, it refers to the standard version without any options and it may vary.




The best choice for small tractors.

Agriculture or greenspace maintenance?
All easy – with a strong flail mower
mulching grass, prunings and bushes
up to 5 cm [2"] in diameter.

| features | SMWA rev cf | SMWA s |
|--|--|--|
| mulches grass and prunings up to | 5 cm [2"] Ø | 5 cm [2"] Ø |
| working speed | 3-5 km/h | 3-5 km/h |
| ISO 3-point linkage | cat. 1 reversible | cat. 1 reversible |
| side shift | 17 cm [6.7"] manual | 27 cm [10.6"] linear hydraulic |
| gearbox with freewheel and cross shaft | 540 rpm | 540 rpm |
| input shaft | 1 3/8" Z=6 | 1 3/8" Z=6 |
| number belts | up to L=155 | 3 |
| | from L=175 | 4 |
| adjustable rear hood | S | S |
| support roller, adjustable in height | 5 cm [2"] | 5 cm [2"] |
| front protection | metal flaps (OPT 181) or chains (OPT 025) | metal flaps (OPT 181) or chains (OPT 025) |
| rear protection | rubber flap | rubber flap |
| standard flails | SMW | SMW |

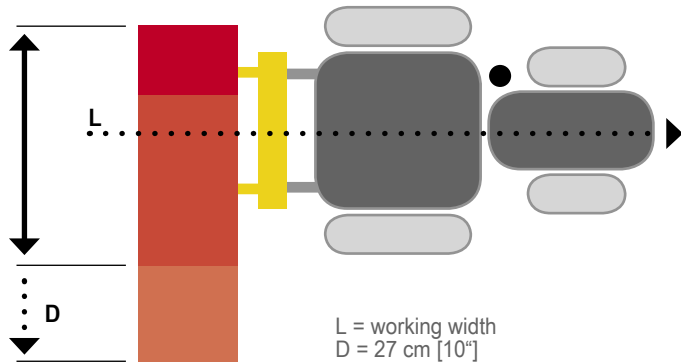
S: standard - O: option - X: not available



The **SMWA s** can be shifted to the right up to a maximum of 27 cm [10.6"]. The side shift is linear and works even while the machine is mowing, with hydraulic control from the tractor seat.

The **SMWA rev cf** standard version has manual side shift with two position bolt-on hitch: central and 17 cm [6.7"] to the right.

SMWA s: linear side shift



| options | SMWA rev cf | SMWA s | OPT |
|--|-------------|--------|-----|
| PTO shaft (for 1 3/8" Z=6) | O | O | 008 |
| rotor with Y flails | O | O | 030 |
| 1000 rpm gearbox | O | O | 018 |
| gearbox with inverter and double freewheel for reversible tractors | O | O | 066 |
| additional 3-point linkage | O | O | 096 |
| rake hood with rakes | O | O | 028 |
| additional rubber front protection | O | O | 006 |
| double hydraulic outrigger XSC, 50 cm [19.7"] Ø | O | X | 254 |
| hydraulic sweeper XAN | X | O | 070 |
| herbicide spraying system XID | O | O | 191 |
| chevrons for transportation on public roads | O | O | 162 |

S: standard - O: option - X: not available

| | working width cm ["] | overall width cm ["] | depth cm ["] | height cm ["] | weight* kg [lb] | | standard flails n° | roller mm ["] Ø | kW min-max | HP min-max |
|-----------------------|----------------------|----------------------|--------------|---------------|-----------------|-------------|--------------------|-----------------|------------|------------|
| | | | | | SMWA rev cf | SMWA s | | | | |
| SMWA s SMWA rev cf | 85 [34] | 97 [38] | 90 [35] | 95 [37] | 251 [550] | X | 9 | 133 [5.2] | 14-41 | 20-55 |
| | 95 [37] | 107 [42] | 90 [35] | 95 [37] | 276 [610] | X | 9 | 133 [5.2] | 14-41 | 20-55 |
| | 105 [41] | 117 [46] | 90 [35] | 95 [37] | 294 [650] | 329 [725] | 9 | 133 [5.2] | 14-41 | 20-55 |
| | 115 [45] | 127 [50] | 90 [35] | 95 [37] | 305 [670] | 345 [760] | 12 | 133 [5.2] | 16-41 | 21-55 |
| | 125 [49] | 137 [54] | 90 [35] | 95 [37] | 316 [700] | 355 [780] | 12 | 133 [5.2] | 16-48 | 21-65 |
| | 135 [53] | 147 [58] | 90 [35] | 95 [37] | 346 [760] | 385 [850] | 12 | 133 [5.2] | 19-48 | 26-65 |
| | 145 [57] | 157 [62] | 90 [35] | 95 [37] | 360 [790] | 405 [890] | 15 | 133 [5.2] | 19-48 | 26-65 |
| | 155 [61] | 167 [66] | 90 [35] | 95 [37] | 372 [820] | 415 [915] | 15 | 133 [5.2] | 22-48 | 30-65 |
| | 175 [69] | 187 [74] | 90 [35] | 95 [37] | 426 [940] | 465 [1,025] | 18 | 133 [5.2] | 22-52 | 30-70 |
| | 200 [79] | 212 [84] | 90 [35] | 95 [37] | 455 [1,000] | 495 [1,090] | 21 | 133 [5.2] | 26-52 | 35-70 |
| | 225 [89]** | 237 [93] | 90 [35] | 95 [37] | 474 [1,045] | X | 24 | 133 [5.2] | 26-52 | 35-70 |

* The weight of the machine is approximate, it refers to the standard version without any options and it may vary.

** Working width 225 mulches grass and prunings up to 3 cm [1.2"] in diameter.




When mulching becomes your profession.


| features | SMO | |
|--|---|------------|
| mulches grass and prunings up to | 7 cm [2.8"] Ø | |
| working speed | 3-5 km/h | |
| ISO 3-point linkage | up to L=175 | cat. 1 & 2 |
| | from L=200 | cat. 2 |
| parallel linkage side shift | manual | |
| gearbox with freewheel and cross shaft | up to | 540 rpm |
| | from L=225 | 1000 rpm |
| input shaft | 1 3/8" Z=6 | |
| number of belts | up to | 4 |
| | from L=225 | 5 |
| adjustable rear hood | S | |
| support roller, adjustable in height | 5 cm [2"] | |
| front protection | metal flaps (OPT 181) or chains (OPT 025) | |
| rear protection | rubber flap | |
| standard flails | up to | SMO |
| | from L=225 | SMW |

S: standard - O: option - X: not available

The SMO mower has all the qualities of a perfect mower for vineyards and orchards. For almost 30 years it has worked to the satisfaction of professionals around the world.

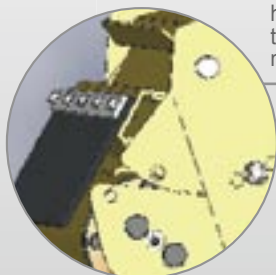


the metal flap safety protection prevents material from flying out of the machine




model: SMO


adjustable rear hood to control the degree of mulching



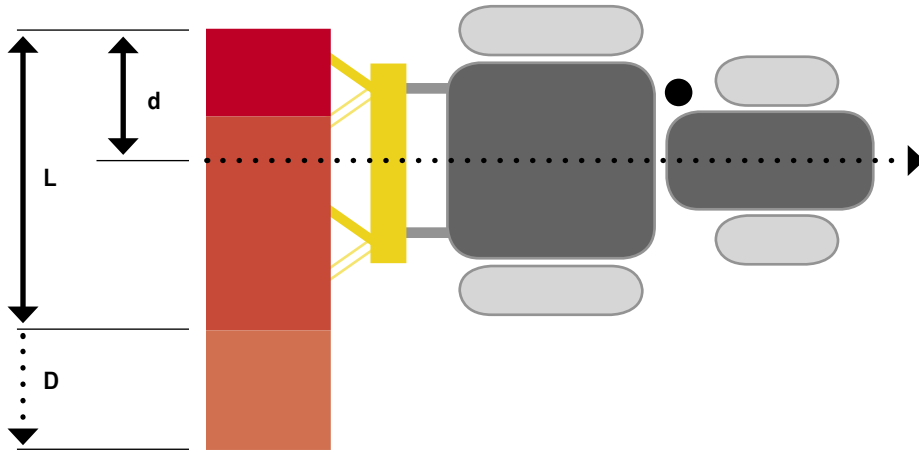
strong rotor with SMO flails / SMW flails



support roller with double taper roller bearings for adjusting the height of cut. Rear rubber safety protection.



SMO: parallel linkage side shift



L = working width
 d = 69 cm [27"]
 D = 73 cm [28.7"]

The **SMO** standard version is equipped with manual side shift, hydraulic side shift is optional. Total side shift is 73 cm [28.7"].

| options | SMO | OPT |
|---|-----|---------|
| PTO shaft (for 1 3/8" Z=6) | O | 008 |
| hydraulic side shift | O | 046 |
| rotor with Y flails | O | 030 |
| 540 rpm gearbox | O | 019 |
| 1000 rpm gearbox | O | 018 |
| rubber gauge wheels | O | 035 |
| rake hood with rakes | O | 028 |
| mechanic outrigger XSC, 60 cm [23.6"] Ø | O | 060+029 |
| hydraulic outrigger XSC, 50 cm [19.7"] Ø | O | 067 |
| hydraulic outrigger XSC, 60 cm [23.6"] Ø | O | 069 |
| hydraulic sensitive toucher | O | 252 |
| hydraulic sweeper XAN | O | 070 |
| herbicide spraying system XID | O | 191 |
| chevrons for transportation on public roads | O | 162 |

S: standard - O: option - X: not available

| SMO | | | | | | | | |
|----------------------|----------------------|--------------|---------------|-----------------|--------------------|-----------------|------------|------------|
| working width cm ["] | overall width cm ["] | depth cm ["] | height cm ["] | weight* kg [lb] | standard flails n° | roller mm ["] Ø | kW min-max | HP min-max |
| 125 [49] | 140 [55] | 120 [47] | 105 [41] | 464 [1,020] | 12 | 133 [5.2] | 29-63 | 40-85 |
| 150 [59] | 165 [65] | 120 [47] | 105 [41] | 495 [1,090] | 15 | 133 [5.2] | 29-63 | 40-85 |
| 175 [69] | 190 [75] | 120 [47] | 105 [41] | 526 [1,160] | 18 | 133 [5.2] | 29-63 | 40-85 |
| 200 [79] | 215 [85] | 120 [47] | 105 [41] | 572 [1,260] | 21 | 133 [5.2] | 35-63 | 48-85 |
| 225 [89] | 240 [95] | 120 [47] | 105 [41] | 618 [1,360] | 21 | 152 [5.2] | 35-70 | 48-95 |
| 250 [98] | 265 [104] | 120 [47] | 105 [41] | 677 [1,490] | 24 | 152 [5.2] | 41-70 | 55-95 |

* The weight of the machine is approximate, it refers to the standard version without any options and it may vary.



When mulching becomes your profession.

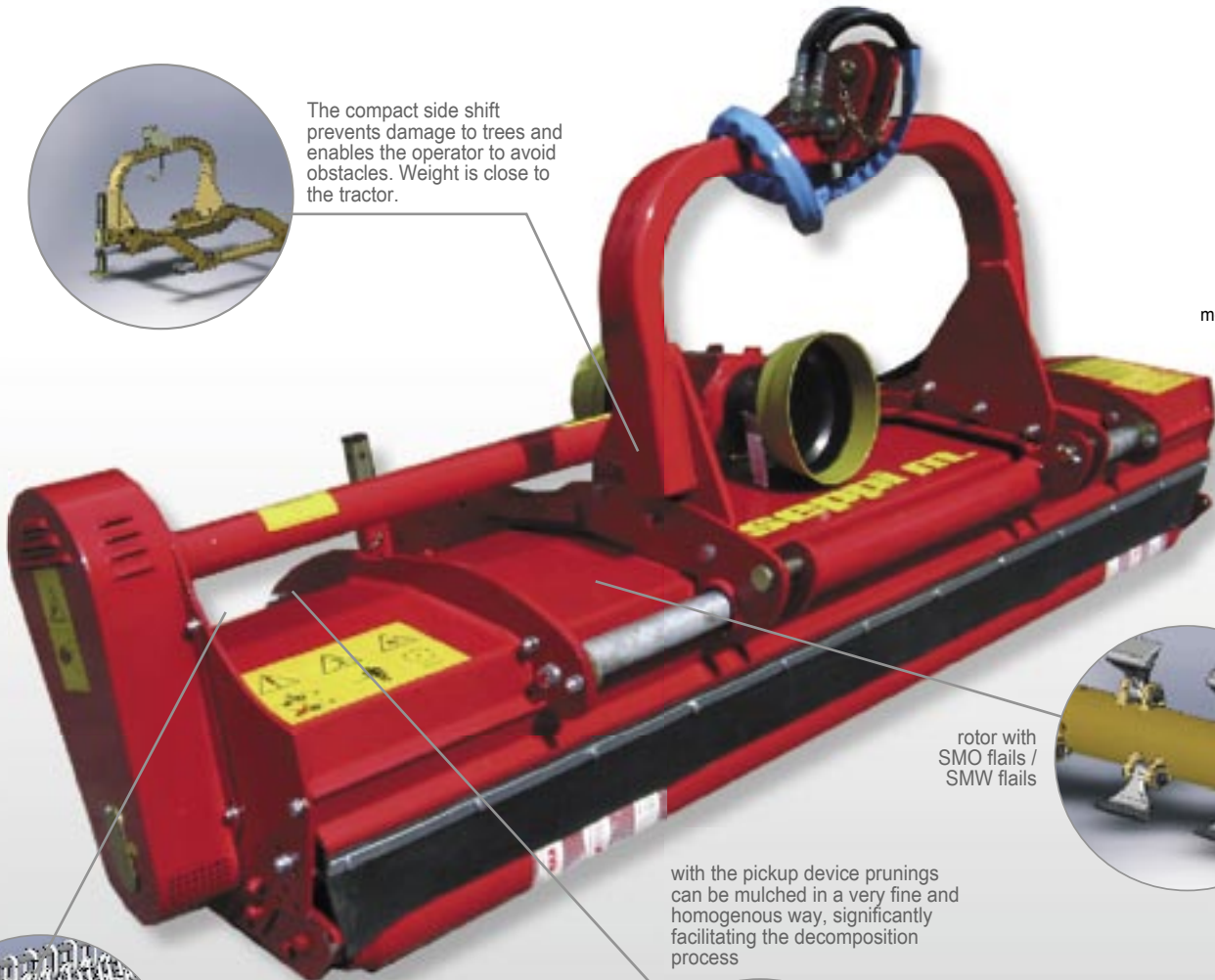
Road sides, meadows, pastures – the SMO satisfies professionals in the most varied situations with an ever clean cut.

| features | SMO rev cf | SMO fh |
|--|--|--|
| mulches grass and prunings up to working speed | 7 cm [2.8"] Ø 3-7 km/h | 7 cm [2.8"] Ø 3-7 km/h |
| reversible ISO 3-point linkage | cat. 2 central fixed | up to L=175 from L=200 |
| side shift | X | cat. 1 & 2 cat. 2 |
| gearbox with freewheel and cross shaft input shaft | 1000 rpm 1 3/8" Z=6 | linear hydraulic 1000 rpm 1 3/8" Z=6 |
| number belts | up to L=200 | 4 |
| | from L=225 | 5 |
| adjustable rear hood | S | S |
| support roller, adjustable in height | 5 cm [2"] | 5 cm [2"] |
| front protection | metal flaps (OPT 181) or chains (OPT 025) | metal flaps (OPT 181) or chains (OPT 025) |
| rear protection | rubber flap | rubber flap |
| standard flails | up to L=200 | SMO |
| | from L=225 | SMW |


S: standard - O: option - X: not available



The compact side shift prevents damage to trees and enables the operator to avoid obstacles. Weight is close to the tractor.




model: SMO fh




rotor with SMO flails / SMW flails

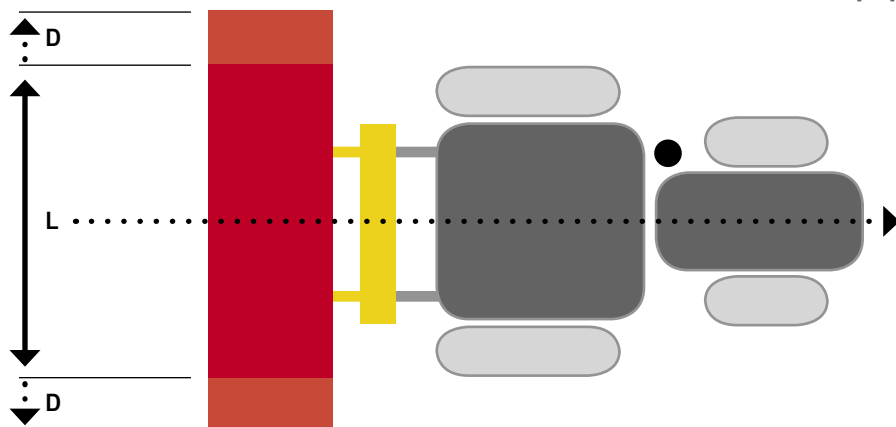
with the pickup device prunings can be mulched in a very fine and homogenous way, significantly facilitating the decomposition process



front chain protection (as an alternative metal flaps)



SMO fh: side shift



L = working width
 L = 150-175: D = 17 cm [7"]
 L = 200-275: D = 28 cm [11"]

| options | SMO rev cf | SMO fh | OPT |
|--|------------|--------|-----|
| PTO shaft (for 1 3/8" Z=6) | O | O | 008 |
| rotor with Y flails | O | O | 030 |
| 540 rpm gearbox | O | O | 019 |
| gearbox with inverter and double freewheel for reversible tractors | O | O | 066 |
| additional 3-point linkage | O | O | 096 |
| rubber gauge wheels | O | X | 035 |
| rake hood with rakes | O | X | 028 |
| double hydraulic outrigger XSC, 50 cm [19.7"] Ø | O | X | 254 |
| double hydraulic outrigger XSC, 60 cm [23.6"] Ø | O | X | 215 |
| double hydraulic outrigger XSC, 70 cm [27.6"] Ø | O | X | 241 |
| double hydr. sensitive toucher | O | X | 252 |
| hydraulic sweeper XAN | O | O | 070 |
| herbicide spraying system XID | O | O | 191 |
| chevrons for transportation on public roads | O | O | 162 |

The **SMO fh** may be shifted to the right up to a maximum of 17 cm [6.7"] (for working widths up to 175 cm) or up to a maximum of 28 cm [11"] (for working widths from 200 cm). The side shift is linear and works even while the machine is working, with hydraulic control from the tractor seat. The **SMO rev cf** has no side shift.

S: standard - O: option - X: not available

| SMO rev cf | | SMO fh | | height cm ["] | | weight* kg [lb] | | standard flails n° | roller mm ["] Ø | kW min-max | HP min-max |
|----------------------|----------------------|--------------|------------|---------------|-------------|-----------------|----|--------------------|-----------------|------------|------------|
| working width cm ["] | overall width cm ["] | depth cm ["] | SMO rev cf | SMO fh | SMO rev cf | SMO fh | | | | | |
| 150 [59] | 165 [65] | 120 [47] | 105 [41] | 110 [43] | 449 [990] | 565 [1,245] | 15 | 133 [5.2] | 29-63 | 40-85 | |
| 175 [69] | 190 [75] | 120 [47] | 105 [41] | 110 [43] | 516 [1,140] | 637 [1,405] | 18 | 133 [5.2] | 29-63 | 40-85 | |
| 200 [79] | 215 [85] | 120 [47] | 105 [41] | 110 [43] | 562 [1,240] | 685 [1,510] | 21 | 133 [5.2] | 35-63 | 48-85 | |
| 225 [89] | 240 [95] | 120 [47] | 105 [41] | 110 [43] | 608 [1,340] | 745 [1,640] | 21 | 152 [5.2] | 35-70 | 48-95 | |
| 250 [98] | 265 [104] | 120 [47] | 105 [41] | 110 [43] | 667 [1,470] | 835 [1,840] | 24 | 152 [5.2] | 41-70 | 55-95 | |
| 275 [108]** | 280 [110] | 120 [47] | 105 [41] | 110 [43] | 716 [1,580] | 925 [2,040] | 27 | 152 [5.2] | 41-70 | 55-95 | |

* The weight of the machine is approximate, it refers to the standard version without any options and it may vary.
 ** Working width 275 mulches grass and prunings up to 5 cm [2"] in diameter.



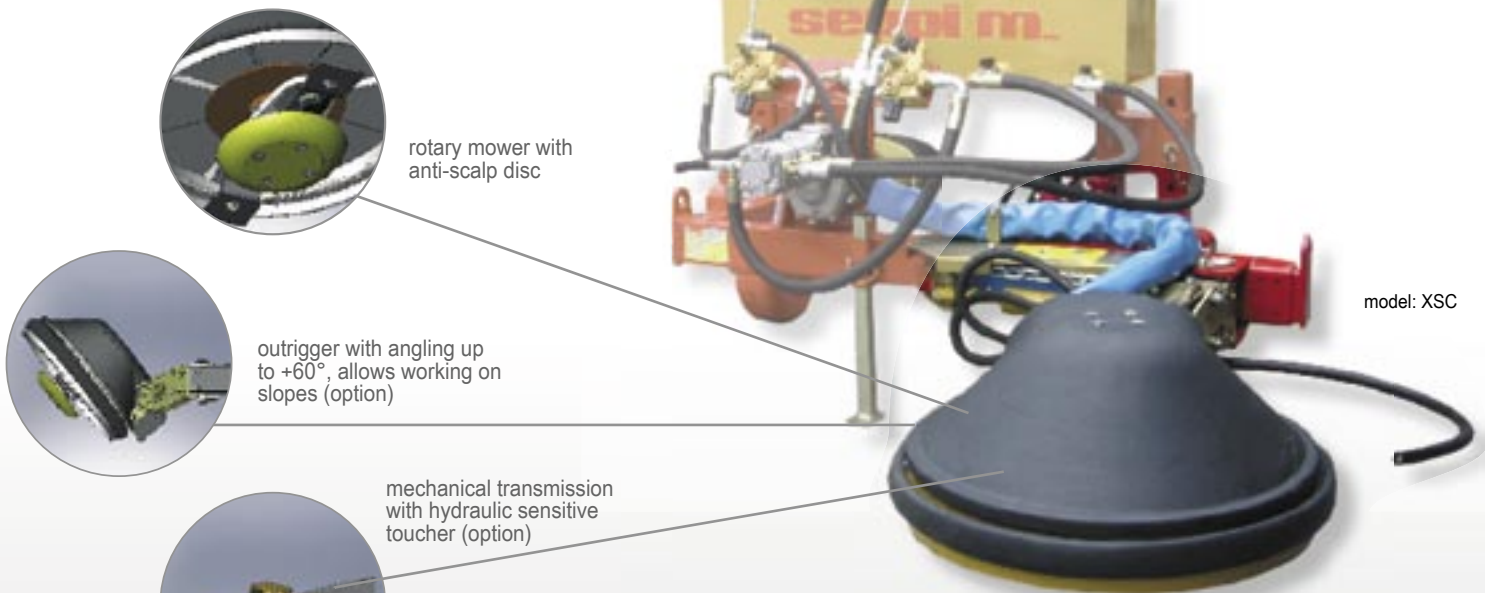
Improve the profitability of your orchard! With the help of accessories ...

| features | XSC | XSA |
|--|---|---|
| mulches grass and prunings up to working speed | 1 cm [0.4"] Ø 1-3 km/h | - 0,5-3 km/h |
| attachment | to mower with cross shaft (standard) or 3-point linkage | to mower with cross shaft (standard) or 3-point linkage |
| hydraulic transmission | with independent pump, tank and control valves | with independent pump, tank and control valves |
| drive | oil-hydraulic with cables and levers | hydraulic with levers |
| sensitive toucher | spring withdrawal | spring withdrawal |
| gearbox | 540 rpm | 540 rpm |
| shaft input | 1 3/8" Z=6 | 1 3/8" Z=6 |
| floating mechanism | S | S |
| support | support disc | support disc |
| standard tools | flails | teeth |

S: standard - O: optional - X: non disponibile

The XSC outrigger mowers for inter-row mowing can be mounted either on the SMWA or the SMO, or directly to the tractor, with 3-point linkage. Optional sensitive touchers allow to mow around obstacles and trees automatically.


A double XSC outrigger also adapts to row widths. This makes mowing much faster and more efficient.



| outrigger arm XSC | | | | | | |
|-------------------------|------------------|----------------|--------------|--------------------|---------------|---------------|
| working width cm ["] | overall width** | | flails n° | weight* kg [lb] | kW min-max | HP min-max |
| | closed cm ["] | open cm ["] | | | | |
| 50 [19.7] | 135 [53] | 165 [65] | 2 | 67 [150] | 19-44 | 25-60 |
| 60 [23.6] | 135 [53] | 175 [69] | 2 | 82 [180] | 19-44 | 25-60 |
| 70 [27.6] | 135 [53] | 185 [73] | 2 | 97 [215] | 19-44 | 25-60 |

* The weight of the machine is approximate and may vary. With the 3-point linkage the weight increases by approx. 280 kg [620 lb]
** Total width refers to the 3-point linkage version.



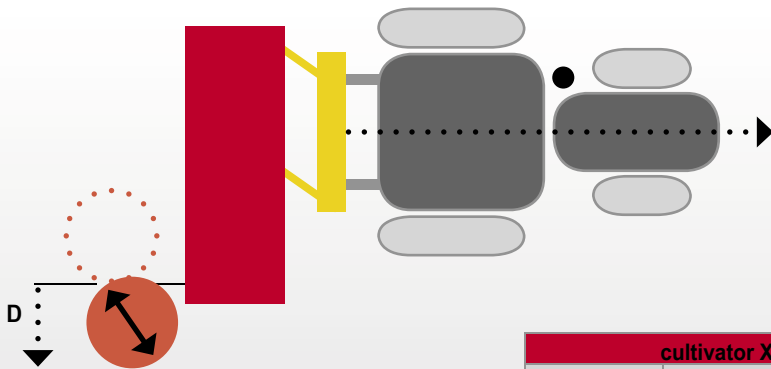


model: XSA

The XSA cultivator supports organic agriculture. A mechanical process cuts the roots of weeds and brings them to the surface. A highly sensitive hydraulic toucher protects even the youngest trees from damage. This equipment can also be mounted on the mower or directly attached to the tractor with 3-point linkage. **Goodbye chemicals!**

| options | XSC | XSA | OPT |
|---|-----|-----|-----|
| cat. 1 rear 3-point linkage with PTO, hydraulic side shift and support wheels | O | O | - |
| front attachment | O | O | 101 |
| PTO shaft (for 1 3/8" Z=6) | O | O | 008 |
| 1000 rpm gearbox | O | O | 018 |
| hydraulic sensitive toucher | O | O | 252 |
| hydraulic angling | O | O | 071 |
| electric remote control | O | O | 144 |
| oil cooler | O | O | 264 |
| mechanic transmission with belt (on the SMO mower) | O | X | 060 |
| double version (for SMWA, SMO rev cf and SMO fh) | O | X | - |
| chevrons for transportation on public roads | O | O | 162 |

S: standard - O: optional - X: not available



| cultivator XSA | | | | | | |
|----------------------|-----------------|-------------|----------|-----------------|------------|------------|
| working width cm ["] | overall width** | | teeth n° | weight* kg [lb] | kW min-max | HP min-max |
| | closed cm ["] | open cm ["] | | | | |
| 35 [13.8] | 135 [53] | 155 [65] | 4 | 52 [115] | 19-44 | 25-60 |
| 45 [17.7] | 135 [53] | 165 [69] | 6 | 76 [150] | 19-44 | 25-60 |

* The weight of the machine is approximate and may vary. With the 3-point linkage the weight increases by approx. 280 kg [620 lb]

** Total width refers to the 3-point linkage version.

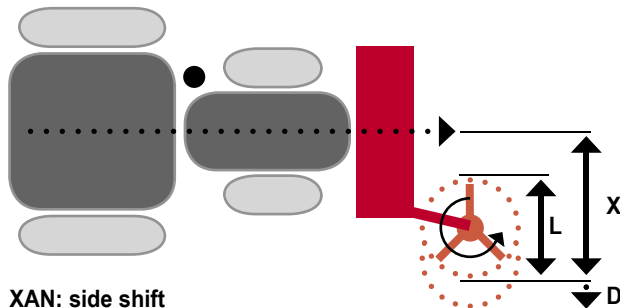


XAN

| features | XAN |
|---|---|
| working speed | 1-5 km/h |
| working width | 115 cm [45"] |
| attachment | to mower (standard) or 3-point linkage (option) |
| transmission | hyd. from tractor |
| anti-shock device | spring |
| support | support disc |
| standard tools | rubber vanes |
| front attachment on tractor with hyd. folding for transport and manual side shift for operation | O |
| double version (only with front attachment) | O |

S: standard - O: option - X: not available


With the XAN sweeper you may collect leaves and prunings from row sides and bring them into an ideal position for mulching: in front of the mower or in front of the tractor. An easy and efficient system!



XAN: side shift

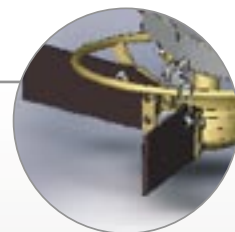
L = working width
 X = 150 cm [59"]
 transport: X = 95 cm [37"]
 D = 37 cm [15"]

spring withdrawal for transport (option)



model: XAN

reinforced rubber vanes with steel springs



XID


| features | XID |
|----------------|-------|
| tank | 100 l |
| 12 V pump | S |
| pressure gauge | S |
| double version | O |

S: standard - O: option - X: not available

The herbicide spraying system XID may be added to many SEPPi mowers. High-precision nozzles come with adjustable spraying direction.



ROTORS AND FLAILS




SML ROTOR

standard on **SML**



SML flail - flail on shackle - Y flail on shackle - SMW flail



SMW and SMO ROTOR

standard on **SMWA s**, **SMWA rev cf**, **SMO**, **SMO rev cf**, **SMO fh**
optional on **SML**



Y flail - SMO flail - SMW flail

The information and images contained in the present documentation are to be considered reference values. SEPPi M. may carry out even substantial changes without previous notification.



The Advantage of High Quality

Founded in 1939 by Max Seppi and specializing in the manufacture of mowers since 1970, SEPPI M. is now one of the foremost manufacturers in its sector – not only in Italy, but throughout the world.

“The best for farm and forest” – SEPPI’s motto, commit the company to the manufacture of only the best equipment whether for agriculture, forestry or greenspace maintenance.

The decades of experience and tireless research for better technology and materials guarantee products of the highest quality which will provide unrivalled service even in hard conditions.

Discover the advantages offered by the equipment of SEPPI M.!



AGRICULTURAL, FORESTRY AND INDUSTRIAL MOWERS

SEPPI M. s.r.l. - Zona Artigianale 1 - I-39052 Caldaro (Bolzano) Italy
Tel. +39 0471 963550 - Fax +39 0471 962547 - sales@seppi.com - www.seppi.com

AUTHORIZED DEALER

Ask our team for further information!